





## Brass Valves & Fittings

### BRASS BODY VALVES (FOR NON-CORROSIVE GASES)





| PRESSURES UP TO 3000 psi (20,700 kPa) |            |                         |                         |
|---------------------------------------|------------|-------------------------|-------------------------|
| 211                                   | All Gases* | Male 1/4" Pipe Thread   | Male 1/4" Pipe Thread   |
| 211-E                                 | All Gases* | Male 1/8" Pipe Thread   | Male 1/8" Pipe Thread   |
| 217                                   | All Gases* | Male 1/4" Pipe Thread   | Female 1/4" Pipe Thread |
| 218                                   | All Gases* | Female 1/4" Pipe Thread | Male 1/4" Pipe Thread   |
| 218-D                                 | All Gases* | Female 1/4" Pipe Thread | Female 1/4" Pipe Thread |



### BRASS PIPE THREAD BUSHINGS–COUPLERS–PLUGS & CAPS–PRESSURES UP TO 3000 psi (20,000 kPa)

|   |   |  |
|---|---|--|
| <b>ITEM NO. B-4HP</b><br><br>1/4" NPT x 1/4" NPT | <b>ITEM NO. B-6-4HP</b><br><br>3/8" NPT x 1/4" NPT | <b>ITEM NO. BF-8HP</b><br><br>1/2" NPT x 1/2" NPT |
|---|---|--|

| ITEM NO. | HEX NIPPLES MALE TO MALE |        |        | ITEM NO. | REDUCER BUSHINGS MALE TO MALE |        |        | ITEM NO. | COUPLINGS FEMALE TO FEMALE |        |        |
|----------|--------------------------|--------|--------|----------|-------------------------------|--------|--------|----------|----------------------------|--------|--------|
|          | Pipe Thread              | Length | Hex    |          | Pipe Thread                   | Length | Hex    |          | Pipe Thread                | Length | Hex    |
| B-2HP    | 1/8" x 1/8"              | .937   | 7/16"  | B-4-2HP  | 1/4" x 1/8"                   | 1.250  | 5/8"   | BF-2HP   | 1/8" x 1/8"                | .800   | 9/16"  |
| B-4HP    | 1/4" x 1/4"              | 1.437  | 5/8"   | B-6-2HP  | 3/8" x 1/8"                   | 1.281  | 11/16" | BF-4HP   | 1/4" x 1/4"                | 1.187  | 3/4"   |
| B-6HP    | 3/8" x 3/8"              | 1.500  | 11/16" | B-6-4HP  | 3/8" x 1/4"                   | 1.467  | 11/16" | BF-6HP   | 3/8" x 3/8"                | 1.180  | 7/8"   |
| B-8HP    | 1/2" x 1/2"              | 1.875  | 7/8"   | B-8-4HP  | 1/2" x 1/4"                   | 1.687  | 7/8"   | BF-8HP   | 1/2" x 1/2"                | 1.500  | 1 1/8" |
| B-9HP    | 3/4" x 3/4"              | 1.937  | 1 1/8" | B-8-6HP  | 1/2" x 3/8"                   | 1.718  | 7/8"   | BF-12HP  | 3/4" x 3/4"                | 1.520  | 1 3/8" |

|   |   |  |   |
|---|---|--|---|
| <b>ITEM NO. BB-4-6HP</b><br><br>1/4" NPT x 3/8" NPT | <b>ITEM NO. BN-4-25HP</b><br><br>1/4" NPT-2 1/2" LONG | <b>ITEM NO. P-4HP</b><br><br>1/4" NPT | <b>ITEM NO. PC-4HP</b><br><br>1/4" NPT Cap |
|---|---|--|---|

| ITEM NO.  | BUSHINGS FEMALE TO MALE |        |        | ITEM NO.  | NIPPLES MALE PIPE THREADS | ITEM NO. | PLUGS & CAPS       |        |
|-----------|-------------------------|--------|--------|-----------|---------------------------|----------|--------------------|--------|
|           | Pipe Thread             | Length | Hex    |           |                           |          | Pipe Thread        | Hex    |
| BB-2-4HP  | 1/8" x 1/4"             | .875   | 5/8"   | BN-2-15HP | 1/8" NPT - 1 1/2" Long    | P-2HP    | 1/8" Hex-Head Plug | 7/16"  |
| BB-2-6HP  | 1/8" x 3/8"             | .906   | 3/4"   | BN-2-25HP | 1/8" NPT - 2 1/2" Long    | P-4HP    | 1/4" Hex-Head Plug | 5/8"   |
| BB-4-6HP  | 1/4" x 3/8"             | .968   | 3/4"   | BN-4-15HP | 1/4" NPT - 1 1/2" Long    | P-6HP    | 3/8" Hex-Head Plug | 11/16" |
| BB-4-8HP  | 1/4" x 1/2"             | 1.125  | 7/8"   | BN-4-20HP | 1/4" NPT - 2" Long        | P-8HP    | 1/2" Hex-Head Plug | 7/8"   |
| BB-6-8HP  | 3/8" x 1/2"             | 1.125  | 7/8"   | BN-4-25HP | 1/4" NPT - 2 1/2" Long    | PC-2HP   | 1/8" cap           | 5/8"   |
| BB-4-12HP | 1/4" x 3/4"             | 1.168  | 1 1/8" | BN-4-30HP | 1/4" NPT - 3" Long        | PC-4HP   | 1/4" Cap           | 3/4"   |
| BB-8-12HP | 1/2" x 3/4"             | 1.168  | 1 1/8" | BN-4-35HP | 1/4" NPT - 3 1/2" Long    | PC-6HP   | 3/8" Cap           | 7/8"   |
|           |                         |        |        | BN-6-35HP | 3/8" NPT - 3 1/2" Long    | PC-8HP   | 1/2" Cap           | 1 1/8" |
|           |                         |        |        | BN-8-35HP | 1/2" NPT - 3 1/2" Long    |          |                    |        |

### PRICES FOR ITEMS ON THIS PAGE

| ITEM NO. | UNIT PRICE | ITEM NO.  | UNIT PRICE | ITEM NO.  | UNIT PRICE | ITEM NO.  | UNIT PRICE |
|----------|------------|-----------|------------|-----------|------------|-----------|------------|
| 211      | \$26.69 EA | B-6-2HP   | \$4.22 EA  | BF-2HP    | \$5.60 EA  | BN-4-35HP | \$12.66 EA |
| 211-E    | \$24.22 EA | B-6-4HP   | \$5.89 EA  | BF-4HP    | \$3.83 EA  | BN-6-35HP | \$18.55 EA |
| 217      | \$26.40 EA | B-8-4HP   | \$9.69 EA  | BF-6HP    | \$8.38 EA  | BN-8-35HP | \$19.38 EA |
| 218      | \$30.80 EA | B-8-6HP   | \$8.60 EA  | BF-8HP    | \$12.58 EA | P-2HP     | \$1.68 EA  |
| 218-D    | \$23.93 EA | BB-2-4HP  | \$3.60 EA  | BF-12HP   | \$24.28 EA | P-4HP     | \$2.02 EA  |
| B-2HP    | \$5.63 EA  | BB-2-6HP  | \$8.95 EA  | BN-2-15HP | \$8.50 EA  | P-6HP     | \$5.36 EA  |
| B-4HP    | \$2.58 EA  | BB-4-6HP  | \$5.52 EA  | BN-2-25HP | \$11.98 EA | P-8HP     | \$5.36 EA  |
| B-6HP    | \$5.80 EA  | BB-4-8HP  | \$8.29 EA  | BN-4-15HP | \$8.06 EA  | PC-2HP    | \$4.48 EA  |
| B-8HP    | \$9.52 EA  | BB-6-8HP  | \$9.49 EA  | BN-4-20HP | \$9.80 EA  | PC-4HP    | \$5.62 EA  |
| B-9HP    | \$17.63 EA | BB-4-12HP | \$11.63 EA | BN-4-25HP | \$10.95 EA | PC-6HP    | \$8.50 EA  |
| B-4-2HP  | \$6.26 EA  | BB-8-12HP | \$11.63 EA | BN-4-30HP | \$11.18 EA | PC-8HP    | \$9.93 EA  |

THE FITTINGS ON THIS PAGE ARE OF BRASS & CAN HANDLE UP TO 3000 psi  
FOR LOW PRESSURE FITTINGS SEE PNEUMATIC (AIR) FITTINGS IN THIS CATALOG