

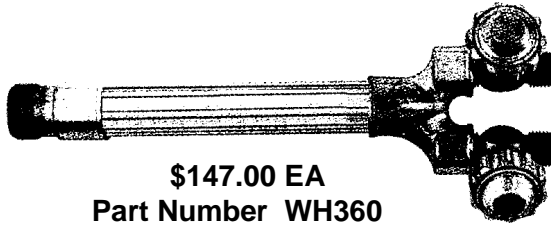


# Torch Handles




Scan for Current Price Page


**V  
S  
T  
Y  
L  
E**



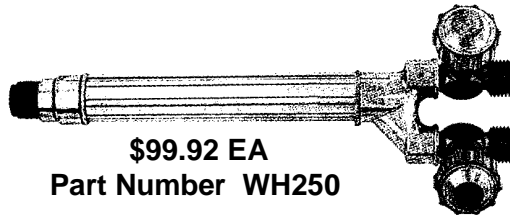
**\$147.00 EA**  
**Part Number WH360**




**\$154.00 EA**  
**Part Number WH360L**




**\$99.99 EA**  
**Part Number WH350**



**\$99.92 EA**  
**Part Number WH250**




**\$147.00 EA**  
**Part Number 72L9**




**\$154.00 EA**  
**Part Number 72L11**

## FEATURES AND BENEFITS

- Proven reliable design.
- Torch handles are used with all fuel gases, acetylene, Mapp®, propane, butane, natural gas, hydrogen and propylene.
- Stainless steel ball point valves for accurate gas control and positive shutoff.



**\$107.87 EA**  
**Part Number WH550**



**\$99.00 EA**  
**Part Number 71**

## TORCH HANDLE SPECIFICATIONS

Part #	WH360	WH360L	72L9	72L11	WH350	WH250	WH550	71	
Length	9"	11"	8-3/4"	11"	8-1/2"	8-1/2"	8-1/2"	6"	
Tip Series	Type 4 (W)	Type 4 (W)	Type 4 (W)	Type 4 (W)	Type 13 (W-1)	Type 17 (W-J)	Type 17 (W-J)	Type 17 (W-J)	
Weight	18 oz.	24 oz.	18 oz.	23 oz.	12 oz.	12 oz.	11 oz.	8 oz.	
Hose Conn.	"B" 9/16" - 18 thread							"A" 3/8" - 24 thread	
Welding Cap.	3"	3"	3"	3"	1-1/4"	1/4"	1/4"	1/4"	
Heating Cap.	324,000 BTU/acet.	324,000 BTU/acet.	324,000 BTU/acet.	324,000 BTU/acet.	118,000 BTU/acet.	88,000 BTU/acet.	88,000 BTU/acet.	88,000 BTU/acet.	
Compatible Cutting Attach.	780A(90°) 3-780A(90°) 780(75°) 3-780(75°) 780B(180°)	780A(90°) 3-780A(90°) 780(75°) 3-780(75°) 780B(180°)	780A(90°) 3-780A(90°) 780(75°) 3-780(75°) 780B(180°)	780A(90°) 3-780A(90°) 780(75°) 3-780(75°) 780B(180°)	CA350(90°)	CA250(90°) CA550(90°)	CA550(90°) CA250(90°)	CA550(90°) CA250(90°)	