


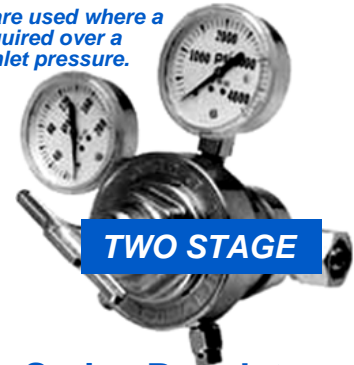


SINGLE and 2-STAGE REGULATOR FEATURES



SINGLE STAGE

Maximum Flow = 8000 SCFH
Free Air @ 70° - No flow restrictions



TWO STAGE

Maximum Flow = 3000 SCFH
Free Air @ 70° - No flow restrictions

Uniweld two stage regulators are used where a steady delivery pressure is required over a range of decreasing cylinder inlet pressure. Delivery pressure will remain constant until inlet pressure is nearly depleted.

RV 80 Heavy Duty Series Regulators

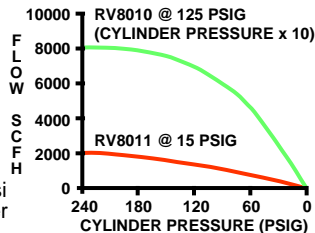
- Forged brass body and bonnet
- Easy-to-read single scale 2-1/2" gauges
- 3-1/4" stainless steel diaphragm
- Heavy duty mechanical stem type seat & nozzle assembly
- Delrin bushing for smooth flow adjustment
- Removable back plug for ease of seat service
- Porous metal inlet filter (except CO₂ models)
- Fine mesh filter screen between inlet seat and body
- Pressure relief device for low pressure gauge protection only
- UL Listed

RVT 80 Heavy Duty Series Regulators

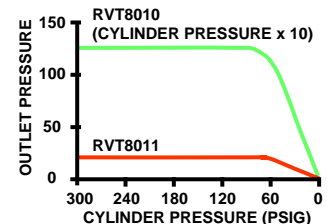
- Forged brass body and bonnet
- Easy-to-read single scale 2-1/2" gauges
- 2-1/8" stainless steel diaphragm first stage
- 3-1/4" stainless steel diaphragm second stage
- Heavy duty mechanical stem type seat & nozzle assembly
- Delrin bushing for smooth flow adjustment
- Porous metal inlet filter (except CO₂ models)
- Fine mesh filter screen between inlet seat and body
- Pressure relief device for low pressure gauge protection only
- UL Listed

Note: The standard cubic foot per hour flows are obtained with the regulator outlet full open with no restrictions - using a preset outlet pressure and with a decreasing cylinder pressure. PSIG - pounds per sq. in. gauge SCFH - standard cu. ft. per hour

Maximum Inlet 3000PSIG
Dimensions: Depth 6-1/2", Width 7", Height 6-1/2", Weight 6 lb
 Single Stage Regulators have pressure rise of approx. 1/2 psi (.5) per 100 psi drop in cylinder



Maximum Inlet 3000PSIG
Dimensions: Depth 6", Width 8-1/2", Height 8-1/2", Weight 7 lb
 Two Stage Regulators have little pressure rise with cylinder pressure decrease.



| UNIT PRICE | Single Stage Part# | Two Stage Part# | CGA Inlet | Outlet Connection | Del. PSIG | Replacement 2-1/2" Gauges Part # | Replacement 2-1/2" Gauges Prices |
|---|--------------------|-----------------|------------------------|-------------------------|-----------|----------------------------------|--|
| ALL RV SERIES (1 STAGE) \$180.64 EA | RV8010 | RVT8010 | OXYGEN 540 | "B" (RH) 9/16"-18(M) | 5-125 | G24 (200 PSI) G27 (4000 PSI) | BRASS G21B \$13.50 ea G22B \$13.50 ea G24B \$13.50 ea G25B \$13.50 ea G27B \$17.90 ea STEEL G21S \$12.20 ea G22S \$12.20 ea G24S \$12.20 ea G25S \$12.20 ea G27S \$17.50 ea |
| | RV8010-3 | RVT8010-3 | OXYGEN 540 | "B" (RH) 9/16"-18(M) | 10-250 | G21 (400 PSI) G27 (4000 PSI) | |
| ALL RVT SERIES (2 STAGE) \$265.00 EA | RV8011 | RVT8011 | ACETYLENE 510 | LH "B" (LH) 9/16"-18(M) | 2-15 | G22 (30 PSI) G21 (400 PSI) | |
| | RV8012 | RVT8012 | LPG & ALL FUEL GAS 510 | "B" (LH) 9/16"-18(M) | 2-40 | G25 (60 PSI) G21 (400 PSI) | |

ESAB REGULATORS



ESAB manufactures a complete line of regulators that are unsurpassed in their field for safety and capacity, with patented built-in explosion protection. All ESAB regulators are built from top quality materials and are designed to provide safe, efficient gas control in applications ranging from light-duty maintenance and repair to heavy-duty production. ESAB's Gas Apparatus Lifetime Warranty applies to Oxweld®, Purox® and Prest-O-Lite® regulators and covers manufacturer defect in materials and workmanship as well as normal wear and tear.

R-76 Series Heavy-Duty 2-1/2" Color Coded Gauges

Oxygen - Single Stage
 CGA -540 Inlet
 9/16-18(M) RH "B" Outlet
 0-150 PSI Delivery Pressure
#998324
\$199.65 Ea.



Acetylene - Single Stage
 CGA -510 Inlet
 9/16-18(M) LH "B" Outlet
 0-15 PSI Delivery Pressure
#998370
\$199.65 Ea.



R-72 Series Medium-Duty 2-1/2" Color Coded Gauges

Oxygen - Single Stage
 CGA -540 Inlet
 9/16-18(M) RH "B" Outlet
 0-125 PSI Delivery Pressure
#21528
\$83.35 Ea.



Acetylene - Single Stage
 CGA -510 Inlet
 9/16-18(M) LH "B" Outlet
 0-15 PSI Delivery Pressure
#21525
\$83.35 Ea.

