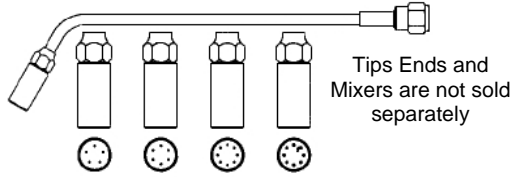


ECONOMY COMPLETE HEATING TIPS

VICTOR® STYLE



OXY / ACETYLENE - J SERIES & 100 SERIES



J SERIES Light Duty

Fits:
 GENERIC (GENERICO, HI-LIGHT, PROWELD)141T
 UNIWELD WH250, WH550
 VICTOR J-28, J-40, J-100 (C)

100 SERIES medium Duty

Fits:
 ACCU-FLAME (WESTERN) CB-530
 FIREPOWER WH250
 GENERIC (GENERICO, HI-LIGHT, PROWELD) 142T, 442T
 UNIWELD WH350
 VICTOR 100 (C)

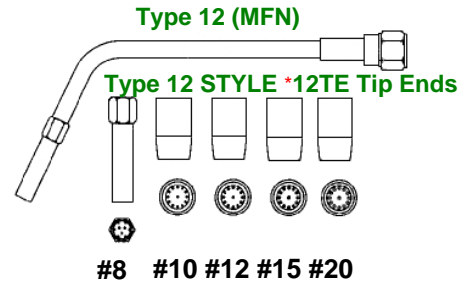
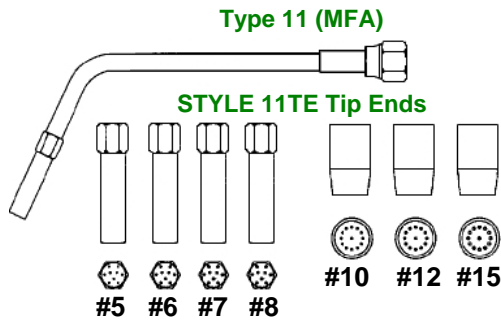
OPERATIONAL CHART – J SERIES – Style MFA-J (Type 28)

| UNIT PRICE | Part # | Tip Sizes | Oxygen (PSIG) | Acety. Fuel Gas (PSIG) | Acety. Fuel Gas (SCFH) |
|------------|--------|-----------|---------------|------------------------|------------------------|
| \$54.91 EA | 28-2 | 2 | 5 – 8 | 5 – 7 | 3 – 9 |
| \$54.91 EA | 28-4 | 4 | 8 – 12 | 5 – 7 | 7 – 20 |
| \$54.91 EA | 28-6 | 6 | 10 – 15 | 8 – 12 | 14 – 40 |
| \$54.91 EA | 28-8 | 8 | 20 – 30 | 10 – 15 | 30 – 80 |

OPERATIONAL CHART – 100 SERIES – Style MFA-1 (Type 29)

| UNIT PRICE | Part # | Tip Sizes | Oxygen (PSIG) | Acety. Fuel Gas (PSIG) | Acety. Fuel Gas (SCFH) |
|------------|--------|-----------|---------------|------------------------|------------------------|
| \$69.25 EA | 29-2 | 2 | 5 – 8 | 5 – 7 | 3 – 9 |
| \$69.25 EA | 29-4 | 4 | 8 – 12 | 5 – 7 | 7 – 20 |
| \$69.25 EA | 29-6 | 6 | 10 – 15 | 8 – 12 | 14 – 40 |
| \$69.25 EA | 29-8 | 8 | 20 – 30 | 10 – 15 | 30 – 80 |

VICTOR® STYLE - COMPLETE HEATING TIP ASSEMBLY OXY / ACETYLENE 300SERIES OXY / MAPP® / PROPANE / NATURAL GAS 300 SERIES



| UNIT PRICE | Part No. | Tip Sizes | Tip End Part # | Tip End Price | Mixer Part # Thread Spec- | MIXER PRICE |
|------------|----------|-----------|----------------|---------------|---------------------------|-------------|
| \$99.95 EA | 11-5 | 5 | 11TE-5 | \$46.50 EA | UM11 5/16" - 27(F) | \$34.75 EA |
| \$99.95 EA | 11-6 | 6 | 11TE-6 | \$46.50 EA | | |
| | | 7 | 11TE-7 | \$46.50 EA | | |
| \$99.95 EA | 11-8 | 8 | 11TE-8 | \$46.50 EA | UM11-1 1/2" - 27(F) | \$34.75 EA |
| \$99.95 EA | 11-10 | 10 | 11TE-10 | \$61.75 EA | | |
| \$99.95 EA | 11-12 | 12 | 11TE-12 | \$61.75 EA | | |
| \$99.95 EA | 11-15 | 15 | 11TE-15 | \$61.75 EA | | |

| UNIT PRICE | Part No. | Tip Sizes | Tip End Part # | Tip End Price | Mixer Part # Thread Spec- | MIXER PRICE |
|-------------|----------|-----------|----------------|---------------|---------------------------|-------------|
| \$127.50 EA | 12-8 | 8 | 12TE-8 | \$55.00 EA | UM12 7/16" - 27(F) | \$34.75 EA |
| | | | | | | |
| \$127.50 EA | 12-10 | 10 | 12TE-10 | \$55.00 EA | UM12-1 1/2" - 27(F) | \$34.75 EA |
| \$127.50 EA | 12-12 | 12 | 12TE-12 | \$55.00 EA | | |
| \$137.60 EA | 12-15 | 15 | 12TE-15 | \$55.00 EA | | |
| \$154.10 EA | 12-20 | 20 | 12TE-20 | \$99.00 EA | | |

OPERATIONAL CHART – 300 SERIES

| Tip Size | Type 11 & Type 12 Oxygen (PSIG) | Type 11 Acetylene (PSIG) | Type 12*** Fuel Gas (PSIG) | Type 11 Acetylene (SCFH) | Type 12*** Fuel Gas (SCFH) |
|----------|---------------------------------|--------------------------|----------------------------|--------------------------|----------------------------|
| 5 | 10 – 15 | 7 – 10 | N/A | 6 – 20 | N/A |
| 6 | 10 – 15 | 7 – 10 | N/A | 14 – 40 | N/A |
| 7 | 10 – 15 | 7 – 10 | N/A | 20 – 50 | N/A |
| 8 | 20 – 30 | 10 – 15 | 10 – 20 | 30 – 80 | 10 – 35 |
| 10 | 25 – 40 | 12 – 15 | 10 – 20 | 40 – 100 | 20 – 80 |
| 12** | 40 – 60 | 12 – 15 | 10 – 25 | 60 – 150 | 30 – 160 |
| 15** | 40 – 60 | 12 – 15 | 15 – 25 | 90 – 220 | 50 – 200 |
| 20** | 40 – 80 | N/A | 15 – 25 | N/A | 75 – 250 |

300 SERIES Heavy Duty

Fits:
 ACCU-FLAME (WESTERN) CB-730
 FIREPOWER WH350
 GENERIC (GENERICO, HI-LIGHT, PROWELD) 143T
 UNIWELD WH360 (L), 72L9, 72L11
 VICTOR 315 (C), HD 310C

**Use 3/8" hose on large tips for more gas flow
 ***Type 12 for fuel gas only (Not Acetylene)