



FOR PRICE LISTING
GO TO PAGE 317

PLASMA CUTTING

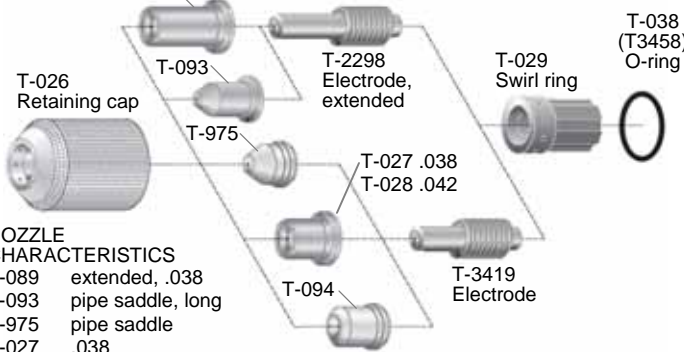
Replacement Parts

Suitable For

HYPERTHERM

Torch Model	Power Supply Model
PAC 120 / 121	MAX 40CS / 42 & 43

Nozzles: for characteristics see below



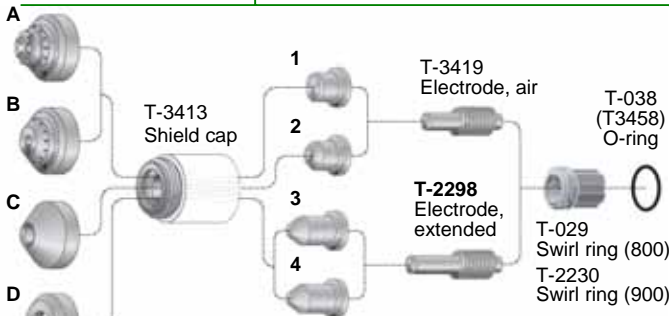
NOZZLE CHARACTERISTICS

T-089	extended, .038
T-093	pipe saddle, long
T-975	pipe saddle
T-027	.038
T-028	.042
T-094	gouging

Suitable For

HYPERTHERM

Torch Model	Power Supply Model
PAC 121 / PAC 125	POWERMAX® 800 / 900

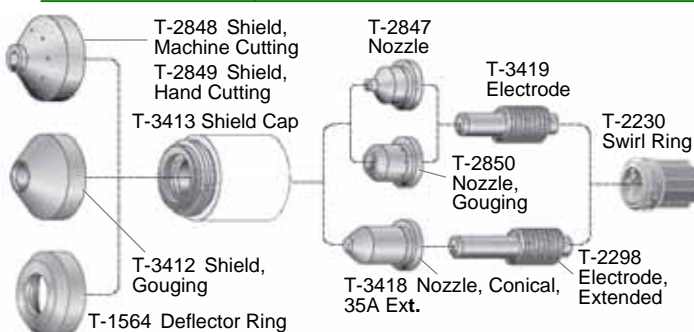


A) T-3410	Shield, hand	1. T-3414	Nozzle, 55 amp, 900
B) T-3411	Shield, machine	2. T-3415	Nozzle, gouging, 900
C) T-3412	Shield, gouging	3. T-3417	Nozzle pipe saddle, 55 amp (900) ext.
D) T-1564	Deflector	4. T-3418	Nozzle pipe saddle, 35 amp (900) ext.
		T-1569	Nozzle extended 50 amp
		T-1570	Nozzle pipe saddle, 55 amp (800)
		T-3420	Nozzle pipe saddle, 35 amp (800)

Suitable For

HYPERTHERM

Torch Model	Power Supply Model
PAC 123 T/M	POWERMAX® 600



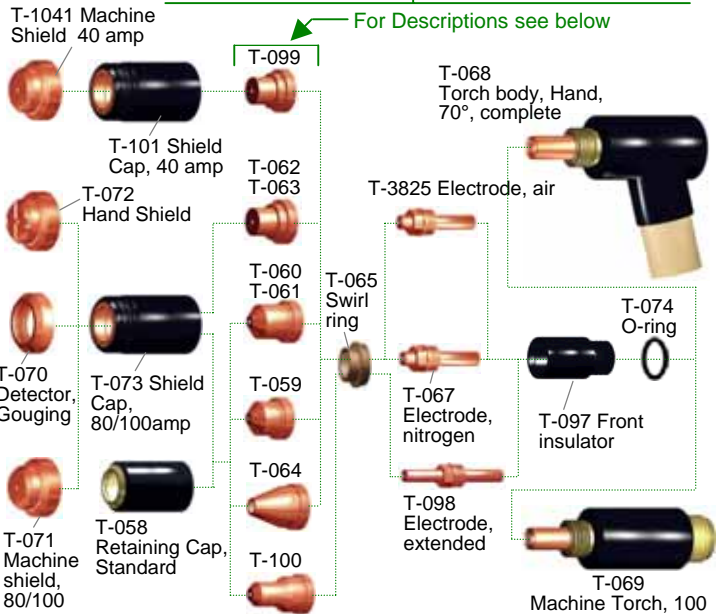
(")" = Alternate Number

Stoody Industrial & Welding Supply, Inc. (SIWS) is not associated with STOODY Company or any of the above manufacturers. SIWS reserves the right to substitute OEM products in place of parts shown.

Suitable For

HYPERTHERM

Torch Model	Power Supply Model
PAC 130	MAX 70 / 80 / 100



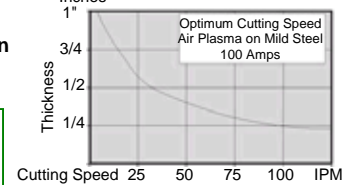
Nozzles - Descriptions

T-059	Nozzle, 40 Amp	T-063	Nozzle, 100 Amp, Shielded
T-060	Nozzle, 80 Amp	T-064	Nozzle, Gouging
T-061	Nozzle, 100 Amp	T-099	Nozzle, 40 Amp, Shielded
T-062	Nozzle, 80 Amp, Shielded	T-100	Nozzle, Extended

REQUIREMENTS

Gas: Air, Nitrogen
Pressure: 60 psi
Flow: 7.2 scfm

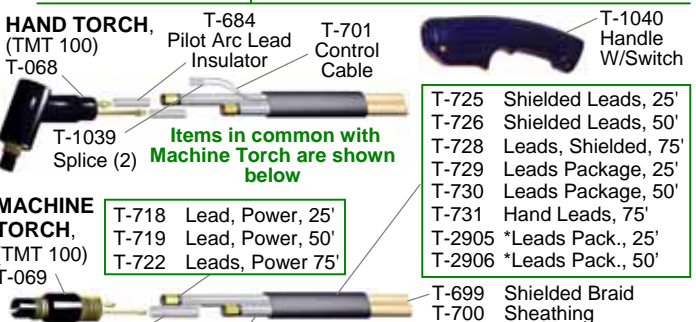
Please Verify Quick Disconnect (QD) Connection on Power Supply



Accessories Suitable For

HYPERTHERM

Torch Model	Power Supply Model
PAC 130	MAX 70 / 80 / 100



Items in common with Machine Torch are shown below

T-718	Lead, Power, 25'
T-719	Lead, Power, 50'
T-722	Leads, Power 75'

T-716 Negative Lead Insulator

T-720	Lead, Hi-Frequency, 25'
T-721	Lead, Hi-Frequency, 50'
T-723	Leads, Hi-Frequency, 75'

T-714 Insulator Sleeve w/o Rack

T-713 Positioning Sleeve, 10" Rack
T-715 Positioning Sleeve, 18" Rack

ITEMS NOT SHOWN

T-710	PAC 130 Torch Handle
T-711	PAC 130 Boot
T-644	Switch
T-724	Electrode Wrench
T-727	Remote Start w/25' Cable
T-732	Mach Torch w/25' Leads
T-733	Mach Torch w/50' Leads
T-756	Hand Torch w/ 25' Leads
T-757	Hand Torch w/50' Leads
T-158	*Hand Torch w/25' Leads
T-1849	*Hand Torch w/50' Leads
T-1822	Quick Disconnect
T-994	Silicone Grease

* Leads with Quick Disconnect

