



FOR PRICE LISTING
GO TO PAGE 317

PLASMA CUTTING

Replacement Parts

Accessories Suitable For

Thermal Dynamics Corp.®

Torch Model

Power Supply Model


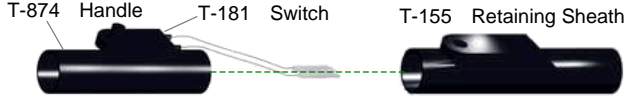
PCH/M-51

PAK@3XR, 4XI, 5XT, 5XR, 625XR,
6XI, 625XR, 750XR

MACHINE TORCH



HAND TORCH



- T-856 Hand Torch Leads, 12.5'
- T-858 Hand Torch Leads, 25'
- T-860 Machine Torch Leads, 25'
- T-857 Machine Torch Leads, 12.5'
- T-859 Hand Torch Leads, 50'
- T-861 Machine Torch Leads, 50'

ITEM NOT SHOWN

- T-848 Hand Torch w/25' Leads
- T-850 Hand Torch 180° w/25' Leads
- T-852 Machine Torch w/25' Leads
- T-854 Hand Torch w/Parts
- T-165 Remote Control
- T-849 Hand Torch w/50' Leads
- T-851 Hand Torch 180° w/50' Leads
- T-853 Machine Torch w/50' Leads
- T-855 Hand Torch w/Part

Suitable For

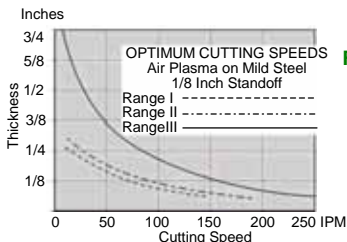
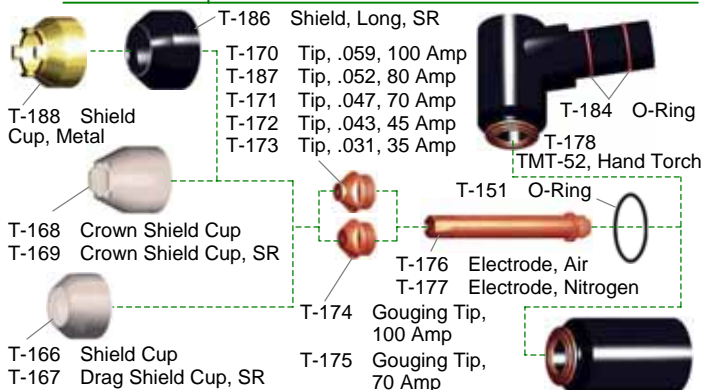
Thermal Dynamics Corp.®

Torch Model

Power Supply Model

PCH/M-52

PAK@6XR, 7XR, 8XR, 10XR, 625XR, 750XR,
1000XR, 1250XR



For Additional Items Not Shown See
PCH/M-52 Accessories

PLASMA GAS REQUIREMENTS:
Compressed Air, Argon/Hydrogen, or Nitrogen
Pressure: 40 psi (2.8 BAR)
Flow: 18 - 28 scfh (8.5 - 13.2 lpm) For Cutting
22 - 43 scfh (10.4 - 20.3 lpm) For Gouging

SECONDARY GAS REQUIREMENTS:
Compressed Air, Nitrogen, or Carbon Dioxide (CO₂)
Pressure: 50 psi (3.4 BAR)
Flow: 430 scfh (203 lpm)

Accessories Suitable For

Thermal Dynamics Corp.®

Torch Model

Power Supply Model

PCH/M-52

PAK@ 6XR, 7XR, 8XR, 10XR
625XR, 750XR, 1000XR, 1250XR

PCH/M-52 TORCH ITEMS NOT SHOWN

- T-185 Heat Shield
- T-189 Tip Wrench
- T-190 Electrode Wrench
- T-163 Lubricant
- T-837 O-ring tool



MACHINE TORCH



HAND TORCH



ITEMS NOT SHOWN

- T-1374 TMT-52, 70° w/25' Leads
- T-1376 TMT-52, Machine w/25' Leads
- T-165 Remote Control
- T-1375 TMT-52, 70° w/50' Leads
- T-1377 TMT-52, Machine w/50' Leads

Suitable For

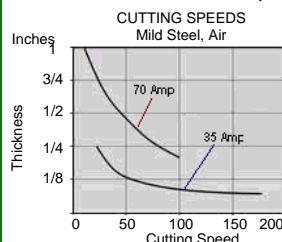
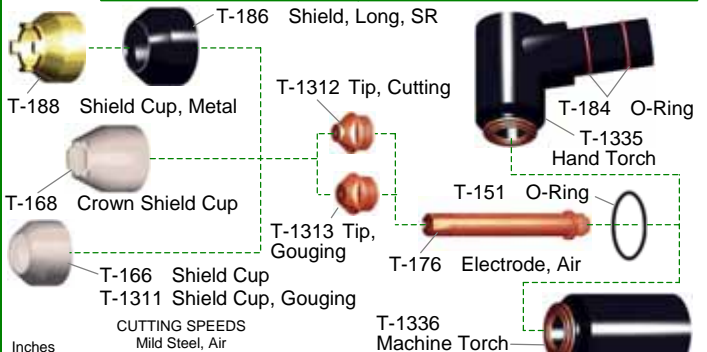
Thermal Dynamics Corp.®

Torch Model

Power Supply Model

PCH/M-53

PAKMASTER 100®



ITEMS NOT SHOWN

- T-163 Lubricant
- T-185 Heat Shield
- T-189 Tip Wrench
- T-190 Electrode Wrench



REQUIREMENTS:
Gas: Air
Pressure: 70 psi (4.8 BAR)
Flow: 350 scfh (19.1 lpm)